

1 CH 960P Resolution AHD&CVI&TVI Video Fiber Transmission

1、Product Overview

My company produces coaxial digital high-definition optical transceiver (hereinafter referred to as the coaxial HD optical transmitter and receiver) is analog HD video HD-AHD, HD-CVI, signal HD-TVI turn optical fiber transmission of high speed optical fiber transmission products. Coaxial HD optical transceiver integrates advanced high-speed optical fiber communication technology and digital video technology and data communication technology, and the high reliability of the large scale application specific integrated circuit and the surface mount technology, applied to one of the remote high-resolution real-time video monitoring transmission advanced products..

2、Appearance



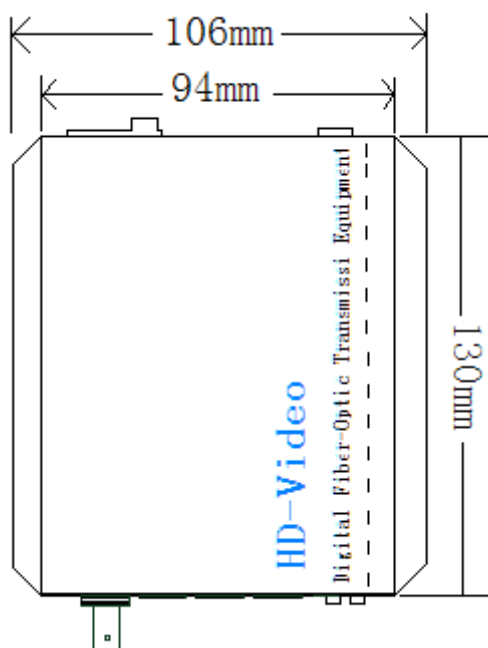
3、Product characteristics

- ☑ Advanced lightning protection design, support 5.7KV lightning protection;
- ☑ Industrial design, SMT technology;
- ☑ Digital optical fiber transmission platform, multi service platform with flexible configuration;
- ☑ Provide desktop plug-in frame, concentrated in 2 ways;
- ☑ Independent intellectual property rights of large scale integrated circuit core;

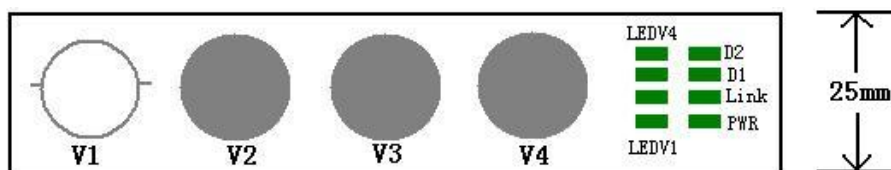
- ☑ Single fiber transmission, Optional 20KM, 40KM, 60KM, 80KM, 100KM, 120KM long distance transmission.
- ☑ Support 0.3 million standard video and 1280X720P/30Hz and 1280PX960P/30Hz and 1280X720P/50Hz resolution pixel camera, analog coaxial HD video, studio grade transmission quality.

Uncompressed video transmission real-time transmission, to guarantee the best effect;

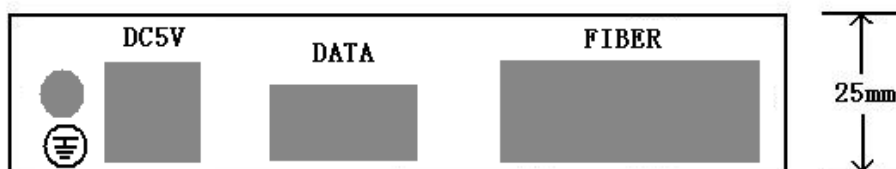
4、product structure (unit: mm)



Appearance and Structur



front panel



Rear panel


5、technical parameter

Video parameters	Video input and output impedance	75Ω(non-equilibrium)
	Standard video input / output voltage	1.0Vp.p Type

	Support camera pixels	0.3million、 1 million、 1.3 million
	Video pixel	Standard clear video 1280 (H) * 720 (V) /30Hz 1280 (H) * 720 (V) /50Hz 1280 (H) * 960 (V) /30Hz
	Differential gain (10%-90% APL)	<±1% Type
	Differential phase (10%-90% APL)	<±1% Type
	Signal to noise ratio	>60dB (8Bit)
	Channel physical interface	BNC
optical parameters	wavelength	1310nm&1470nm-1610nm
	Fiber type	50/125umultimode、 62.5/125umultimode、 9/125usingle mode
	optical output power	-3~-9dBm
	Receiver sensitivity	-26dBm
	Optical Connectors	FC, ST, SC
General parameters	Working power supply	110V~240V AC adaptive
	Operation Humidity	0~95%
	working temperature	-0℃~60℃
	storage temperature	-40℃~85℃


6、 Interface and LED indicator light function

Transmitter and receiver front panel has 1 BNC interface and 8 green indicator light, As shown in the following figure.



Front panel interface: V1 for BCN video interface, the transmitter on the BNC video interface for video input interface, video connector, the corresponding indicator lights on. The BNC video interface on the receiver is a video output interface, which is used for connecting a video recorder.

Transmitter and receiver panel has a grounding screw and a DC power seat interface and a data interface and a burring, as shown below.



After panel interface for connecting screws for connection, in order to achieve better lightning anti-static effect; power supply interface is used for connecting external power adapter, data transmitter, and data ports for connecting a video recorder or keyboard; fiber optical interface for connecting optical fiber.

The front panel of the 8 indicators corresponding function as shown below:

Indicator light	description
LEDV1	V1 Video interface indicator
PWR	Power indicator light
LINK	Optical fiber connection indicator
D1	Data indicating lamp
LEDV2-V4 D2	reservation

At the transmitter, the PWR power indicator light, the indicating lamp into the work status indication, ledv corresponding V1 way video, BNC socket at the insertion of active video and corresponding indicator of stability constant light. Otherwise, it is dark. In the absence of normal connection under dark or flicker with reverse data of optical transceiver, optical fiber is inserted, under normal and receiver connectivity, link connection indicator light. After the normal connection of the optical fiber, such as receiving the data signal transmitted to the receiver, the D1 will blink, D2 lights for the reservation. The transmitter pure video fibertransmissionsystem on LINK, D1, D2 lights to keep the lights, no indication.

At the transmitter, the PWR power indicator light, the indicating lamp into the work status indication, ledv corresponding V1 way video, BNC socket at the insertion of active video and corresponding indicator of stability constant light. Otherwise, it is dark. In the absence of normal connection under dark or flicker with reverse data of optical transceiver, optical fiber is inserted, under normal and receiver connectivity, link connection indicator light. After the normal connection of the optical fiber, such as receiving the data signal transmitted to the receiver, the D1 will blink, D2 lights for the reservation. The transmitter pure video fibertransmissionsystem on LINK, D1, D2 lights to keep the lights, no indication.

7、 Ordering information

product	describe	Company	Product model
---------	----------	---------	---------------

1ChVideo Optical Transmitter	1ChVideo, support 720P、960P support HD-AHD、 HD-CVI、 HD-TVI	pair	DF-1V-960 P
1 ChVideo 1Ch RS485Reverse Data Optical transmitter	1ChVideo, support 720P、960P、support, HD-AHD、 HD-CVI、 HD-TVI ,support 1Ch RS485 Reverse Data	pair	DF-1V1D-960 P

8、 Optical volume、 Volume and weight of packing box

1 Ch 960 P Coaxial HD video optical transceiver volume (piece)					
Product name	model	Long (mm)	Wide(mm)	High(mm)	Volume(mm ³)
1ChVideo Optical Transmitter	DF-1V-960 P	158	118	25	466100
1 Ch 960 P Coaxial HD video optical transceiverVolume of packing box (pair)					
Product name	model	Long (mm)	Wide(mm)	High(mm)	Volume(mm ³)
1ChVideo Optical Transmitter	DF-1V-960 P	233	183	80	3411120
1 Ch 960 P Coaxial HD video optical transceiver weight (pair)					
Product name	model	weight (kg)		Unit weight(kg)	
1ChVideo Optical Transmitter	DF-1V-960 P	1.10		0.4	