
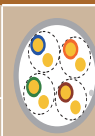

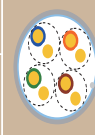

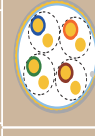








Network Cable

Photo	Model No.	Conductor		Dielectric		Shield		Outer Jacket	
		Material	Dia.	Material	Dia.	Material	Coverage	Material	Dia.
	 Cat.5e UTP	BC	1/0.50	HDP E	0.90	/	/	PVC/PE/Fr-PVC/LSZH	5.10±0.20
	 Cat.5e F/UTP	BC	1/0.52	HDP E	1.00	Al-foil	100%		5.60±0.20
	 Cat.5e SF/UTP	BC	1/0.52	HDP E	1.00	Al-foil+TC	100%+30%	PVC/PE/Fr-PVC/LSZH	6.10±0.20
	 Cat.6 UTP	BC	1/0.57	HDP E	1.06	/	/		6.30±0.20
	 Cat.6 F/UTP	BC	1/0.57	HDP E	1.10	Al-foil	100%	PVC/PE/Fr-PVC/LSZH	6.80±0.20
	 Cat.6 SF/UTP	BC	1/0.58	HDP E	1.10	Al-foil	100%+30%		7.20±0.20